



**Re-validation of the Nonviolent Offender  
Risk Assessment Instrument:  
Study Update**



## Current Instrument

# Nonviolent Risk Assessment **Section D** Offender Name: \_\_\_\_\_

## ◆ Ineligibility Conditions

- A. Was the offender recommended for **Probation/No Incarceration** on Section B? .....  Yes  No
- B. Do any of the offenses at sentencing involve the sale, distribution, or possession with intent, etc. of cocaine of a combined quantity of 28.35 grams (1 ounce) or more? .....  Yes  No
- C. Are any prior record offenses violent (Category I/II listed in Table A of the Guidelines Manual)? .....  Yes  No
- D. Are any of the offenses at sentencing violent (Category I/II listed in Table A of the Guidelines Manual)? .....  Yes  No
- E. Do any of the offenses at sentencing require a mandatory term of incarceration? .....  Yes  No

**If answered YES to ANY, go to "Nonviolent Risk Assessment Recommendations" on cover sheet and check Not Applicable. If answered NO to ALL, complete remainder of Section D worksheet.**

## ◆ Offense Type *Select the type of primary offense* \_\_\_\_\_

- Drug ..... 3
- Fraud ..... 3
- Larceny ..... 11

## ◆ Additional Offense(s) \_\_\_\_\_ If YES, add 5 →

## ◆ Offender *Score factors A to D and enter the total score* \_\_\_\_\_

- A. Offender is a male ..... 8
- B. Offender's age at time of offense
- Younger than 30 years ..... 13
  - 30 - 40 years ..... 8
  - 41 - 46 years ..... 1
  - Older than 46 years ..... 0
- C. Offender not regularly employed (during 2 years prior to arrest date) ..... 9
- D. Offender age 26 or more and never married (at time of offense) ..... 6

Information above not available (i.e., unable to interview defendant, defendant's lack of cooperation, etc.)

## ◆ Arrest or Confinement Within Past 18 Months (prior to instant offenses) \_\_\_\_\_ If YES, add 6 →

## ◆ Prior Felony Convictions and Adjudications *Select the combination of adult and juvenile felony convictions/adjudications that characterizes the offender's prior record.* \_\_\_\_\_

- Adult felony convictions only ..... 3
- Juvenile felony convictions or adjudications only ..... 6
- Both adult and juvenile felony convictions/adjudications ..... 9

## ◆ Prior Adult Incarcerations \_\_\_\_\_

- Number: 1 - 2 ..... 3
- 3 - 4 ..... 6
- 5 or more ..... 9

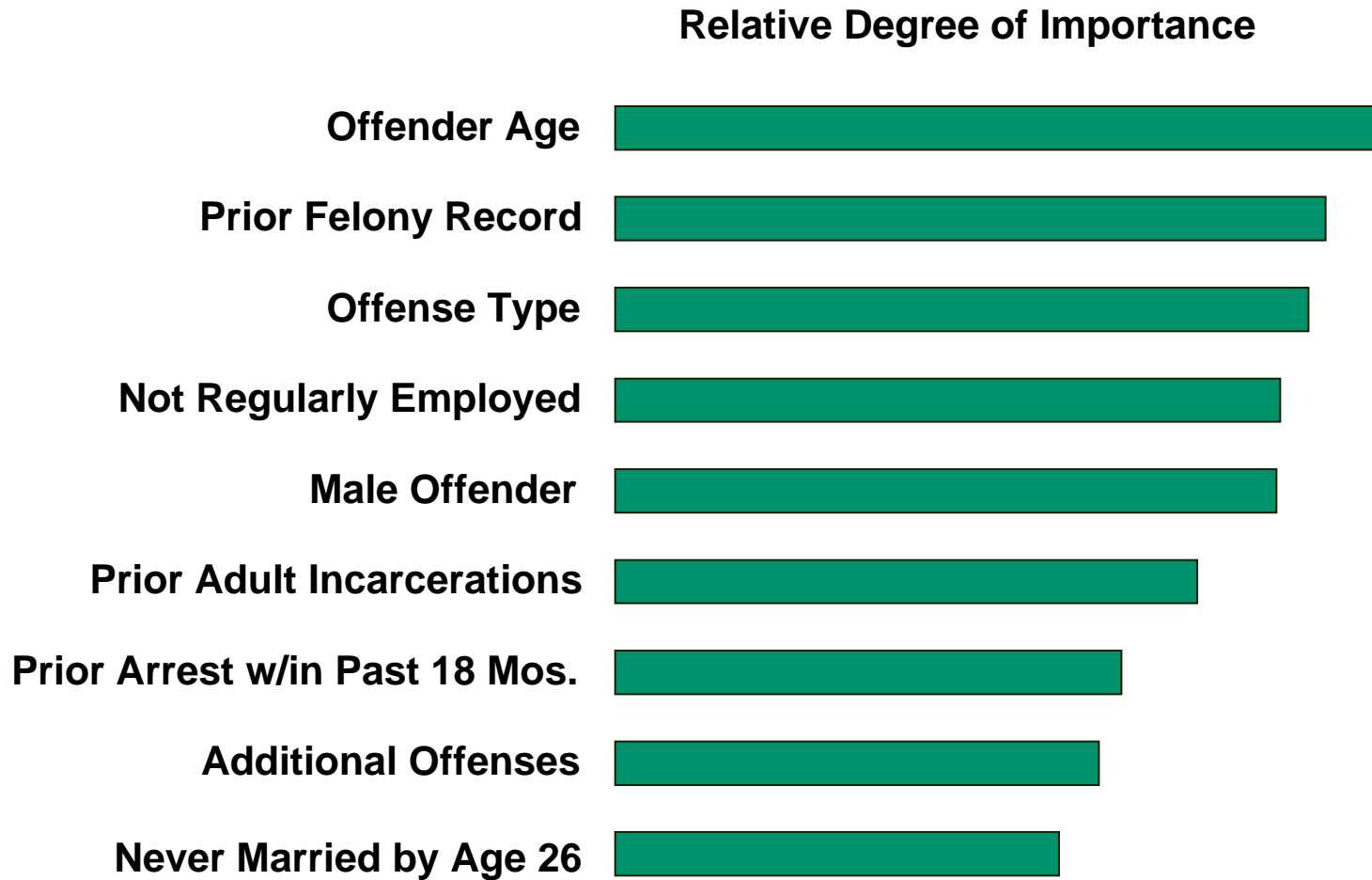
## Total Score \_\_\_\_\_ →

- 38 or less, check Recommended for Alternative Punishment.
- 39 or more, check NOT Recommended for Alternative Punishment.

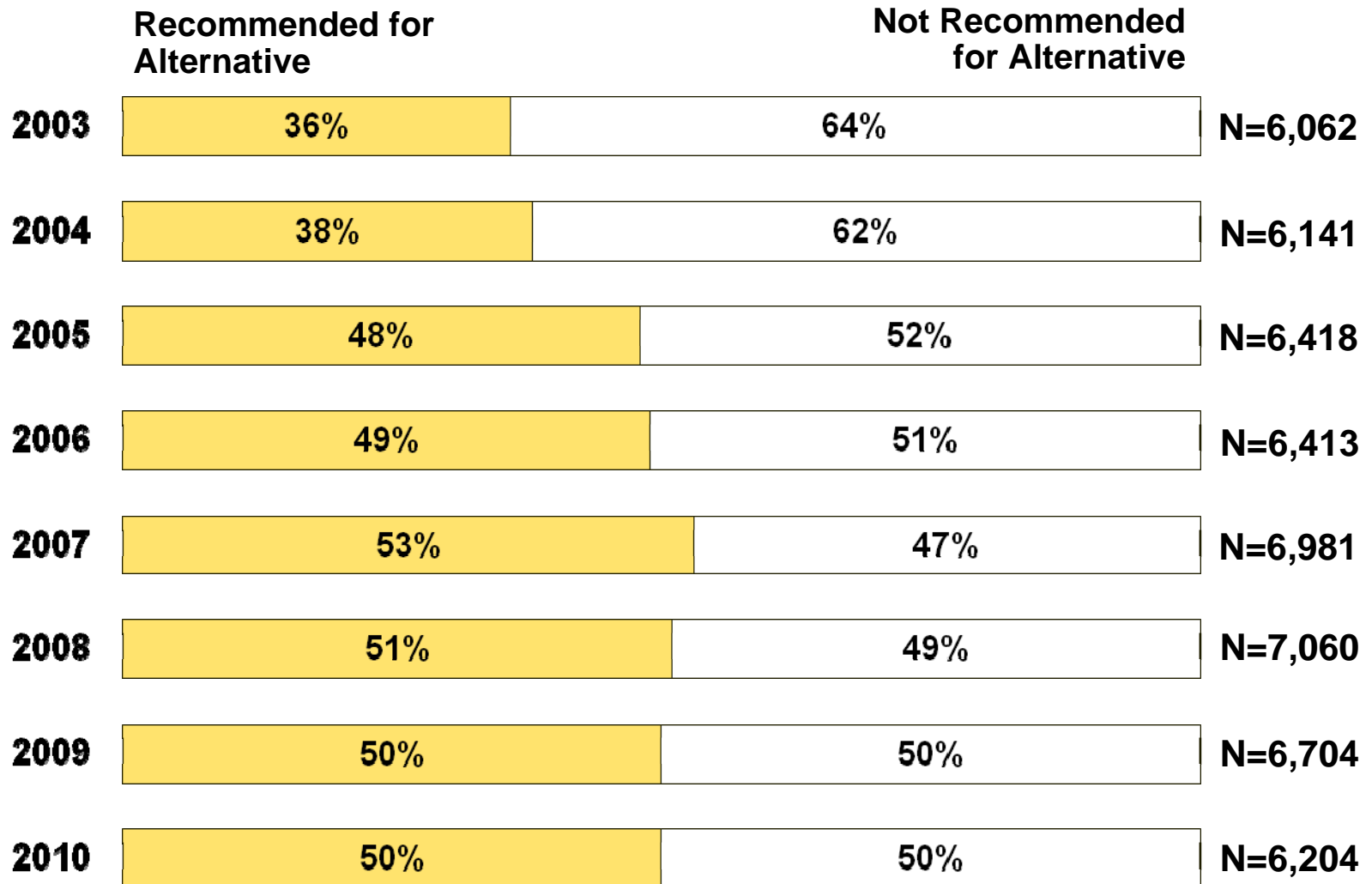
Drug Schedule I or II  
Section D

Go to Cover Sheet and fill out Nonviolent Risk Assessment Recommendations.

## Refined Risk Assessment Instrument: Significant Factors in Assessing Risk



## Risk Assessment Outcomes for Nonviolent Offenders \*



\* Offenders recommended by the sentencing guidelines for prison or jail incarceration

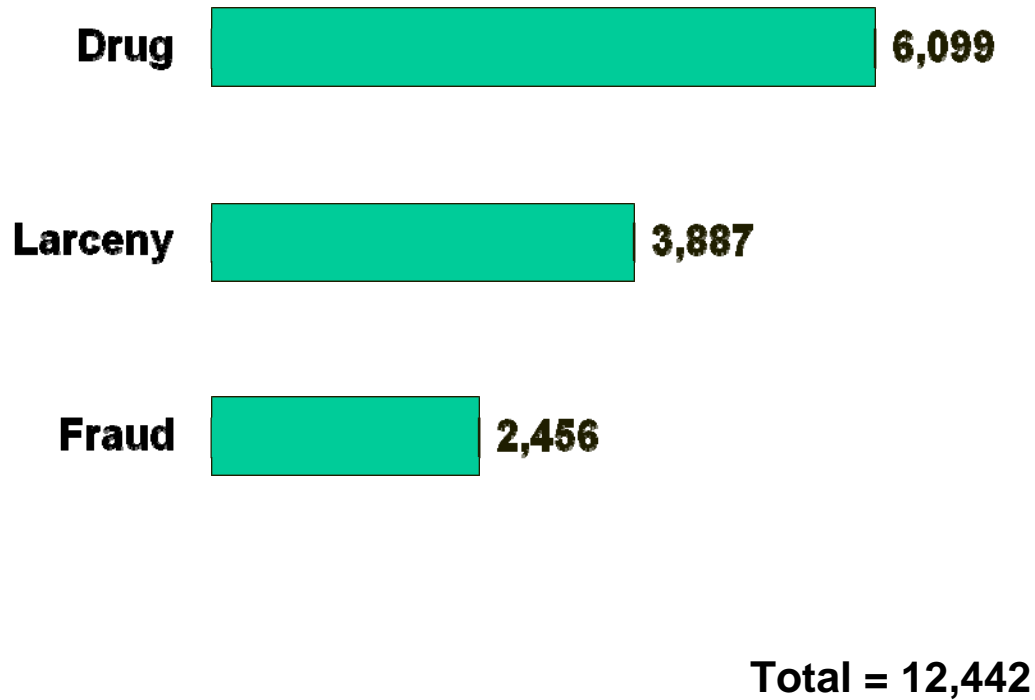


## **Study Methodology**

## Identification of Offenders for the Study

- **Offenders were identified from the sentencing guidelines database**
- **Selection criteria:**
  - **Felony fraud, larceny, and drug offenders**
  - **Sentenced in FY2005 and FY2006 (most recent that can be used)**
  - **Recommended for incarceration by the sentencing guidelines (jail or prison)**
  - **Meet risk assessment eligibility requirements**
  - **No worksheet errors**

## Offenders Meeting Selection Criteria by Most Serious Offense





## **Selection of Study Sample (based on approved design)**

- **Staff drew a sample of 1,799 offenders who met the selection criteria**
- **Staff selected cases based on a stratified random sampling technique to increase the likelihood of including offenders with juvenile adjudications of delinquency**
  - **Criminological studies have shown that juvenile record and the age of first contact with the juvenile justice system are often correlated with subsequent offense behavior as an adult**

## Composition of the Sample

	No Juvenile Record	Juvenile Record
Drug	300	300
Larceny	300	300
Fraud	300	299
Total sample: 1,799 offenders		

For the analysis, the sampled cases were weighted to reflect each subgroup's actual proportion in the population

## Virginia Criminal History Records

- **Staff requested and received criminal history records (“rap sheets”) from the Virginia State Police**
  - **These only reflect criminal arrests and convictions within Virginia**
  - **Records were provided in database format**
  - **Staff examined the data to remove duplicate records and records incorrectly matched to offenders in the sample, and to identify offenders for whom no rap sheet was found**

## Virginia Criminal History Records

- For much of this data (25,439 arrest records, or more than 2/3), the VCC offense code was missing (only statute or text description was available)
  - Staff researched cases and filled in VCC offense codes with the best available information
  - Having offense identifiers is helpful in the analysis phase
- For 5,307 of the 36,025 arrest records, there was not a court disposition
  - Staff used other criminal justice databases to identify and fill in convictions wherever possible

## Out-of-State Criminal History Records

- Sentencing Commission staff completed the necessary forms and procedures to request out-of-state criminal history records from the FBI
- Request was reviewed by a FBI special board and approved
- Sentencing Commission received out-of-state rap sheets in two forms: paper copies and PDF (image) files on disc
- For the 15 states that do not participate in the FBI's electronic rap sheet system, these records came on paper (532 rap sheets)
- For the remaining states, the records came in PDF (image) files

## **Out-of-State Criminal History Records**

- **Since none of these records were in database format, staff examined the rap sheets**
  - **Needed information was recorded on a specially-designed data collection form**
  - **This information was then automated and added to existing databases**
- **These records were used to supplement prior record, if necessary, as well as to identify recidivism activity**

**A total of 131 cases had to be excluded from the analysis**

<b>Reason</b>	<b>Number</b>	<b>Percent</b>
<b>Offender has prior violent felony</b>	<b>65</b>	<b>47.4%</b>
<b>Offender has current violent felony</b>	<b>17</b>	<b>12.4%</b>
<b>Offender still in prison</b>	<b>53</b>	<b>38.7%</b>
<b>Rap sheet could not be located</b>	<b>1</b>	<b>0.7%</b>
<b>Other</b>	<b>1</b>	<b>0.7%</b>
<b>TOTAL</b>	<b>137</b>	<b>100%</b>

## Recidivism Measures

- **As with prior nonviolent offender risk assessment studies, the official measure of recidivism is a new felony conviction within 3 years**
- **However, multiple measures of recidivism were collected**
  - **Any new arrest**
  - **New felony arrest**
  - **Any new conviction**
  - **New felony conviction**

**New conviction is measured as a new arrest within three years of release that ultimately resulted in a conviction**



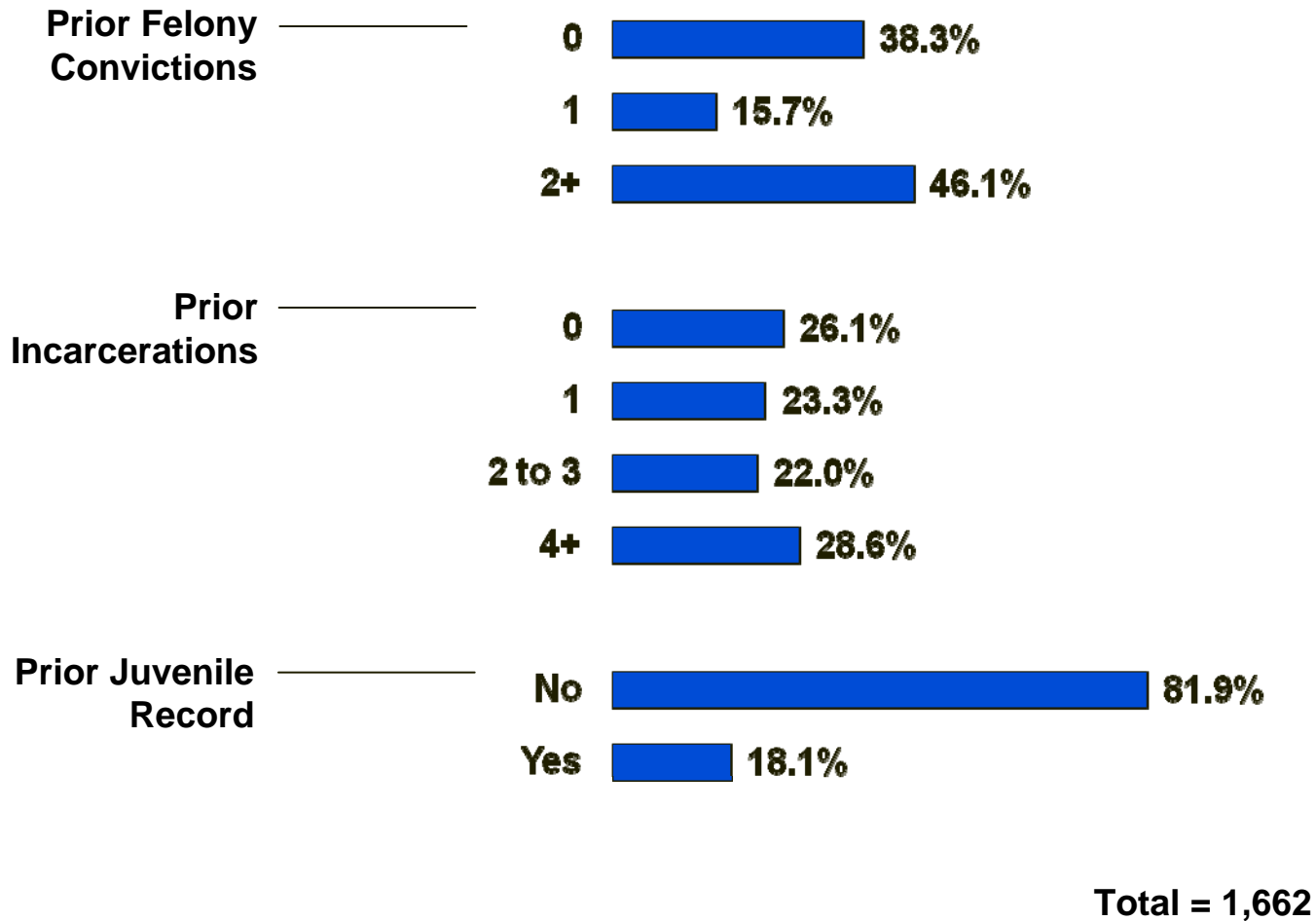
## Analytical Approach

- **Two analysts have been working largely independently of one another using two different statistical techniques**
  - **Staff have been discussing and reconciling differences in the two statistical models to develop an improved final model**



## **Study Findings to Date**

## Offender Characteristics – Prior Record



Analysis is based on the sample weighted to reflect the population of offenders eligible for risk assessment

# Criminal History Records

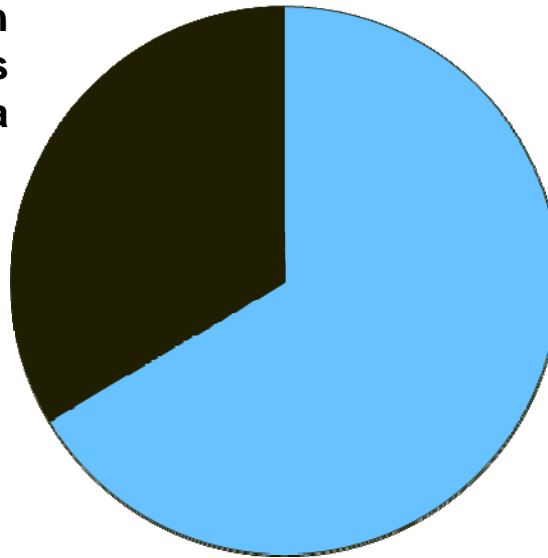
**Offenders with Arrests/Charges Outside of Virginia**

**33.6%**



**Most common jurisdictions for out-of-state arrests/charges:**

- Maryland**
- North Carolina**
- Washington DC**
- Tennessee**
- Federal**

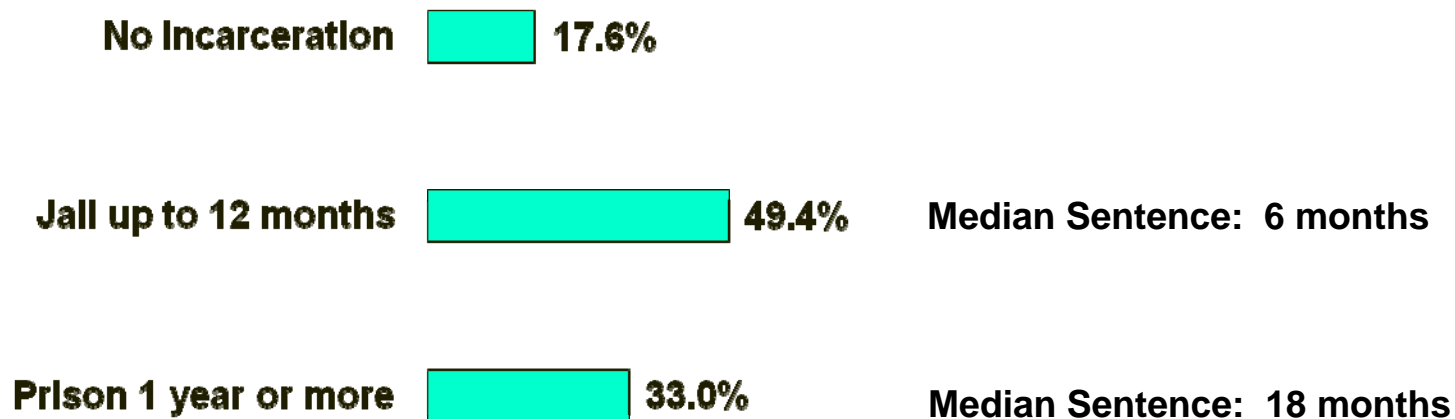


**Offenders with Arrests/Charges in Virginia Only**

**66.4%**

**Total = 1,662**

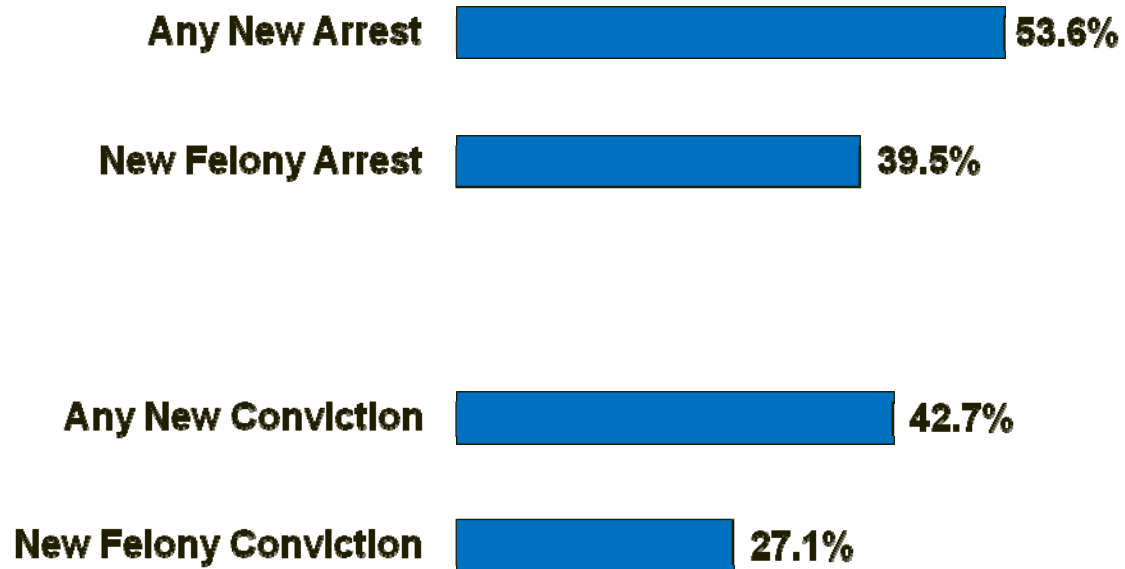
## Type of Disposition Received



Total = 1,662

Analysis is based on the sample weighted to reflect the population of offenders eligible for risk assessment

## Three-Year Recidivism Rates

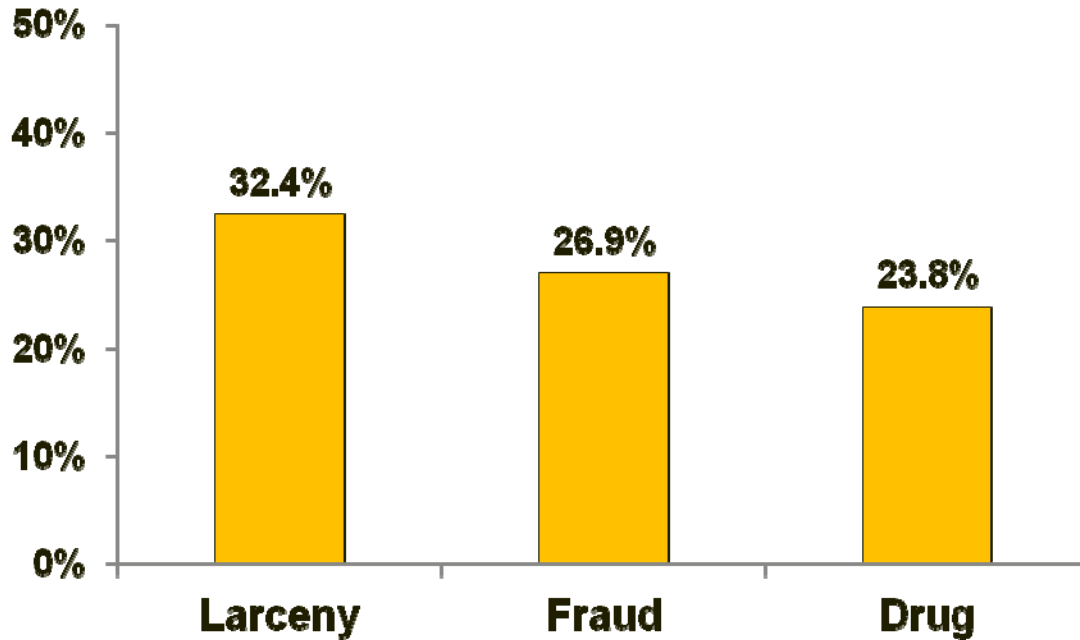


New conviction is measured as a new arrest within three years of release that ultimately resulted in a conviction

1,509 of the 1,662 offenders could be tracked for the full three years

Analysis is based on the sample weighted to reflect the population of offenders eligible for risk assessment

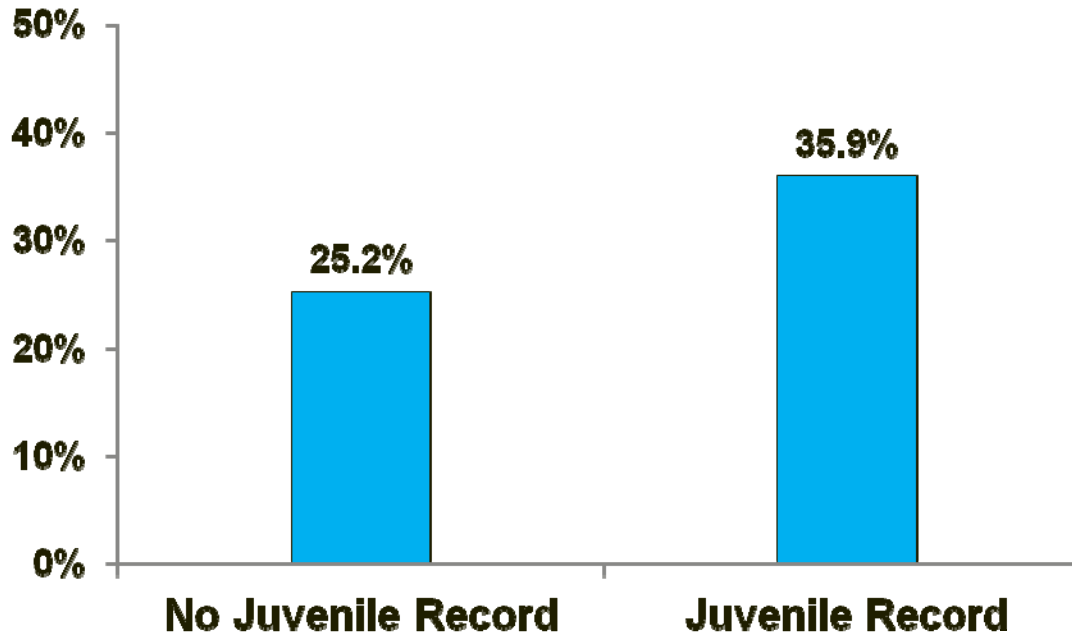
## Recidivism Rate (New Felony Conviction within Three Years) by Offense Group



Total = 1,509

Analysis is based on the sample weighted to reflect the population  
of offenders eligible for risk assessment

## Recidivism Rate (New Felony Conviction within Three Years) by Juvenile Record

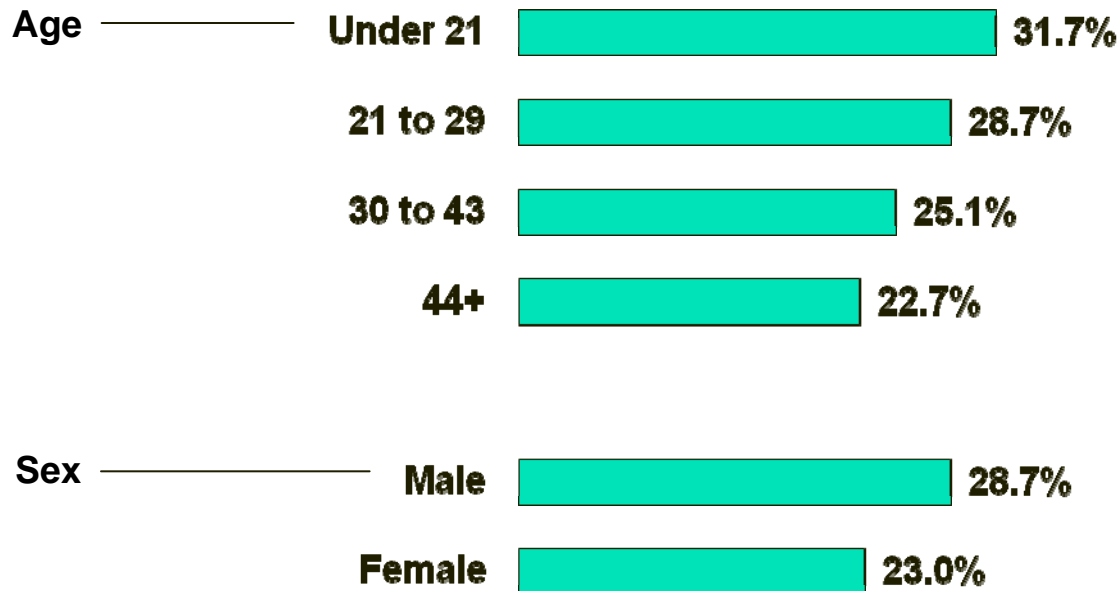


Total = 1,509

Analysis is based on the sample weighted to reflect the population  
of offenders eligible for risk assessment



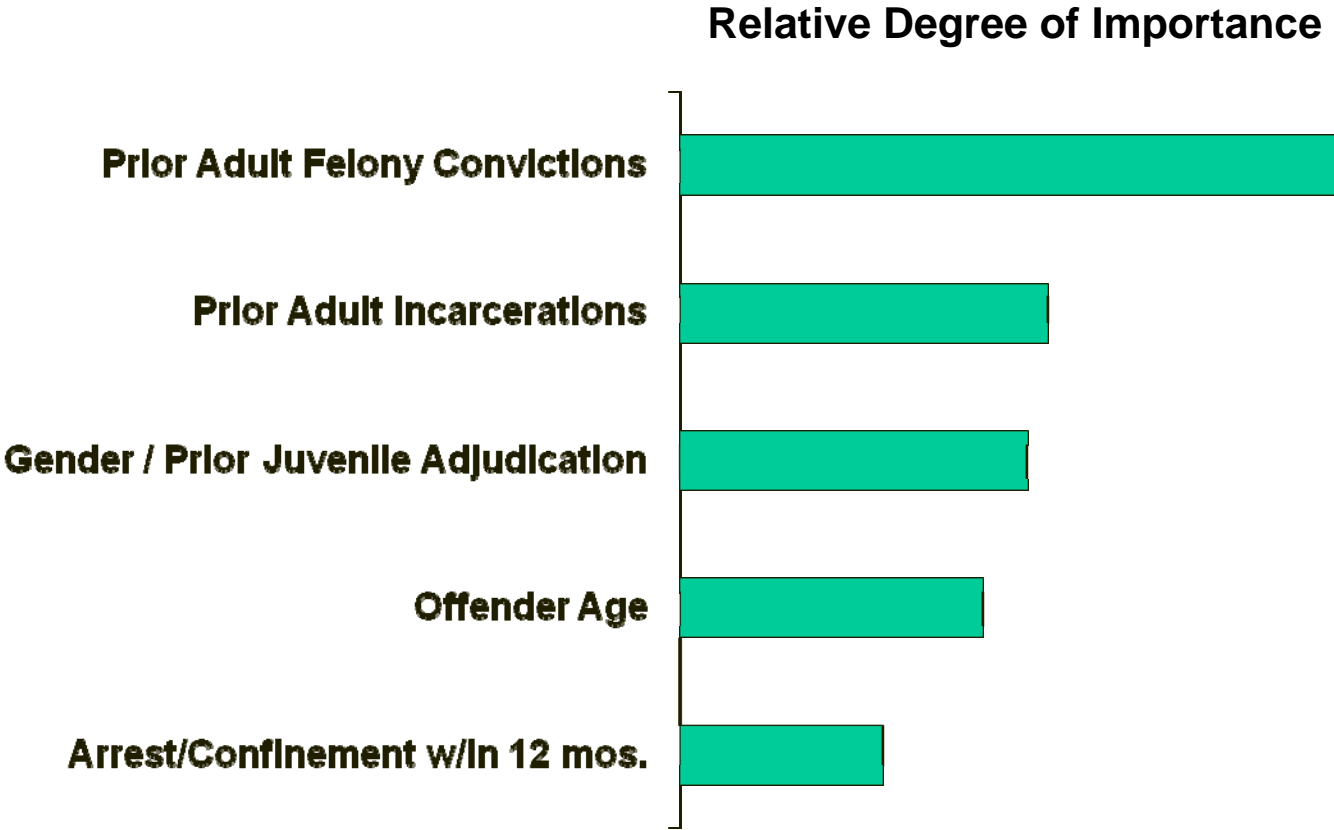
## Recidivism Rates (New Felony Conviction within Three Years) by Offender Characteristics



Total = 1,509

Analysis is based on the sample weighted to reflect the population  
of offenders eligible for risk assessment

# Significant Factors in Assessing Risk for Drug Offenders



**This proposed model correctly identifies 84.0% of non-recidivists.  
The model currently in use correctly identifies 82.6% of non-recidivists.**

## Scoring Significant Risk Assessment Factors for Drug Offenders

◆ Offender Age at Time of Offense	Points
Younger than 21 years .....	9
21 to 29 years .....	6
30 to 43 years .....	3
Over 43 years .....	1

### ◆ Gender

Offender is Male ..... 2

### ◆ Prior Juvenile Adjudication

Female with prior juvenile adjudication ..... 1

Male with prior juvenile adjudication ..... 7

### ◆ Prior Adult Felony Convictions

	Points
Number: 0 .....	0
1 – 2 .....	1
3 .....	5
4 or more .....	15

### ◆ Prior Adult Incarcerations

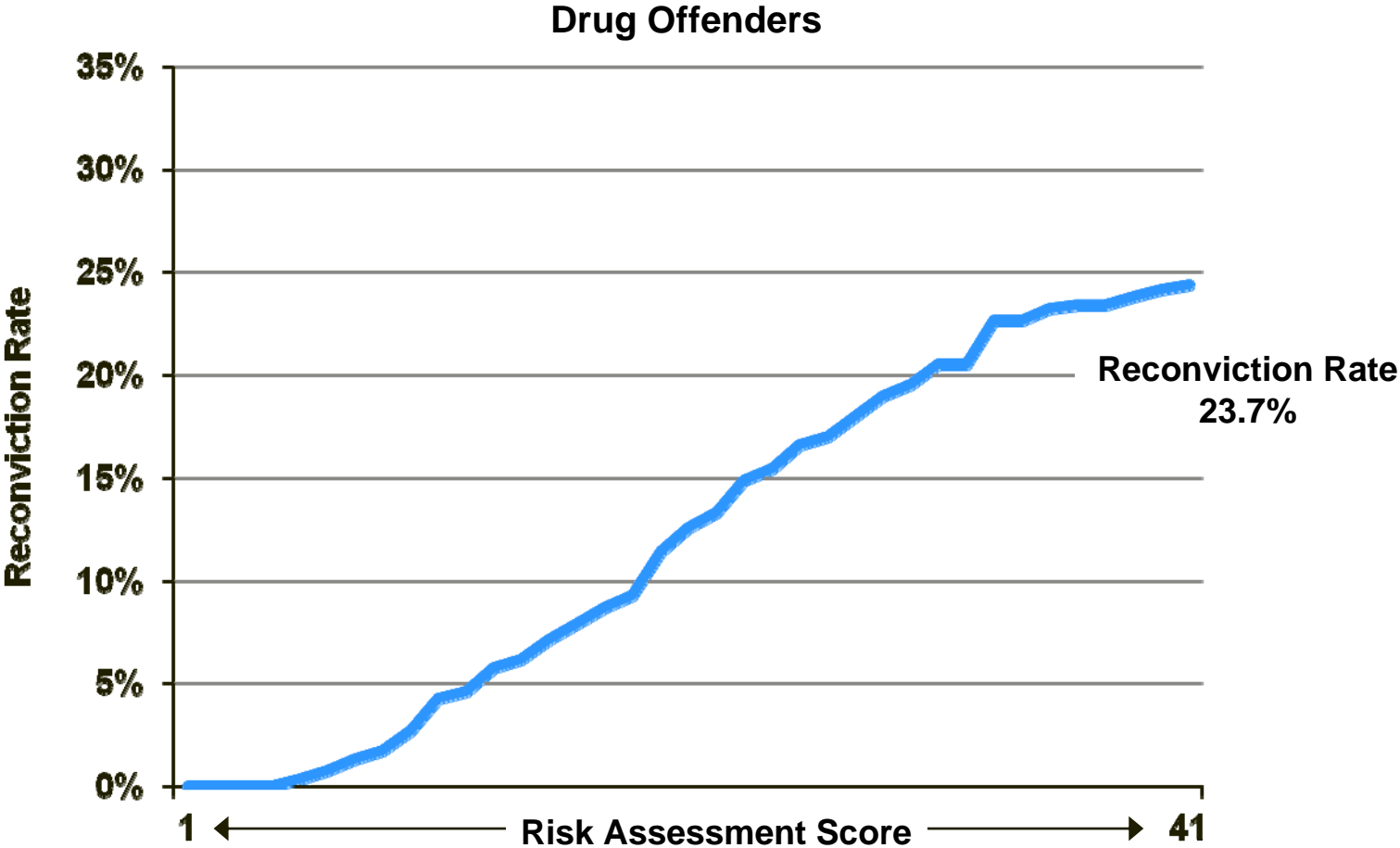
	Points
Number: 0 .....	0
1 – 3 .....	1
4 or more .....	8

### ◆ Prior Arrest or Confinement Within Past 12 Months (prior to offense)

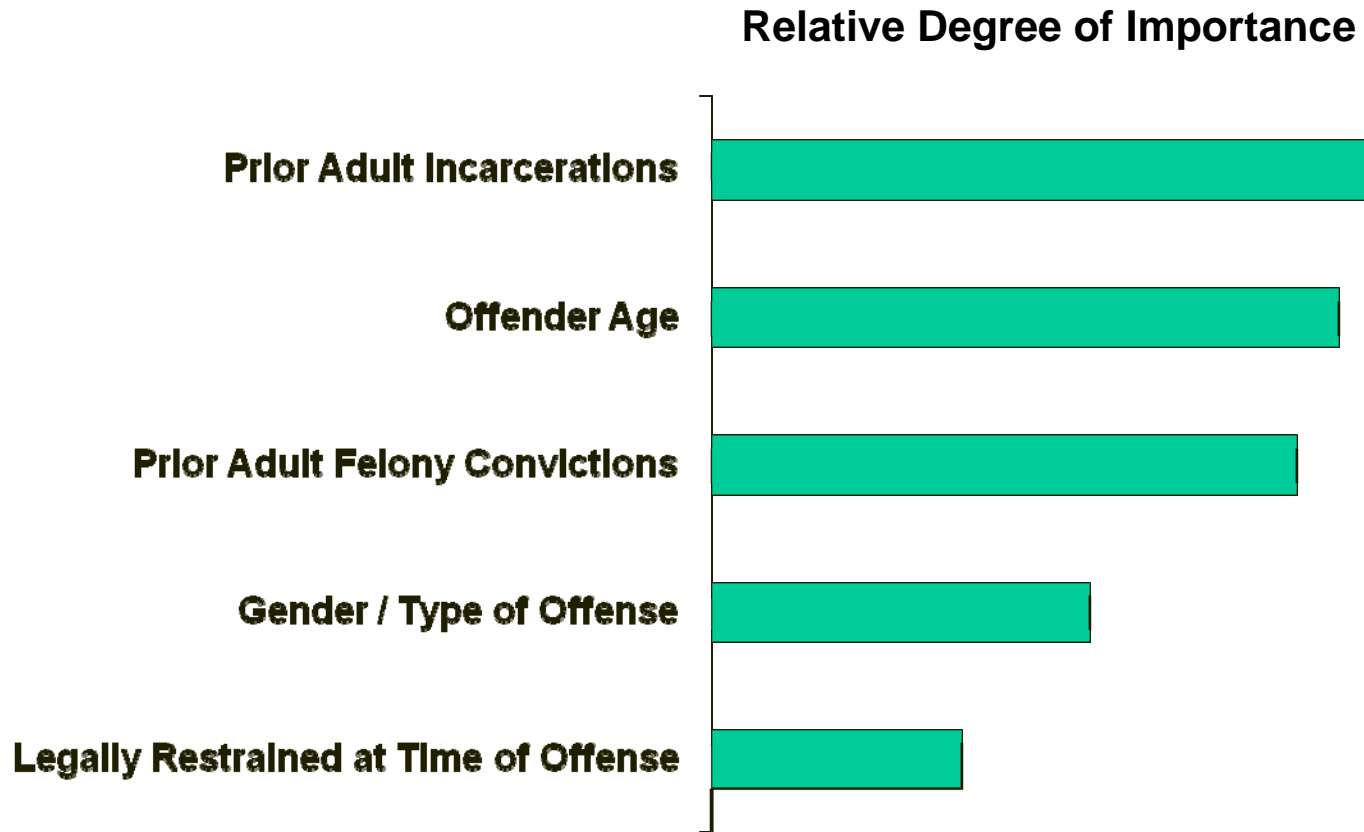
If YES, add 3

TOTAL SCORE ➔

# Scoring Significant Risk Assessment Factors for Drug Offenders: Offender Reconviction Rates by Risk Assessment Score



## Significant Factors in Assessing Risk for Larceny/Fraud Offenders



**This proposed model correctly identifies 79.3% of non-recidivists.  
The model currently in use correctly identifies 76.3% of non-recidivists.**

## Scoring Significant Risk Assessment Factors for Larceny/Fraud Offenders

◆ Offender Age at Time of Offense	Points
Younger than 21 years .....	22
21 to 29 years .....	16
30 to 43 years .....	7
Over 43 years .....	1

### ◆ Gender

Primary offense is Fraud	
Offender is Female .....	1
Offender is Male .....	10

Primary offense is Larceny	
Offender is Female .....	13
Offender is Male .....	9

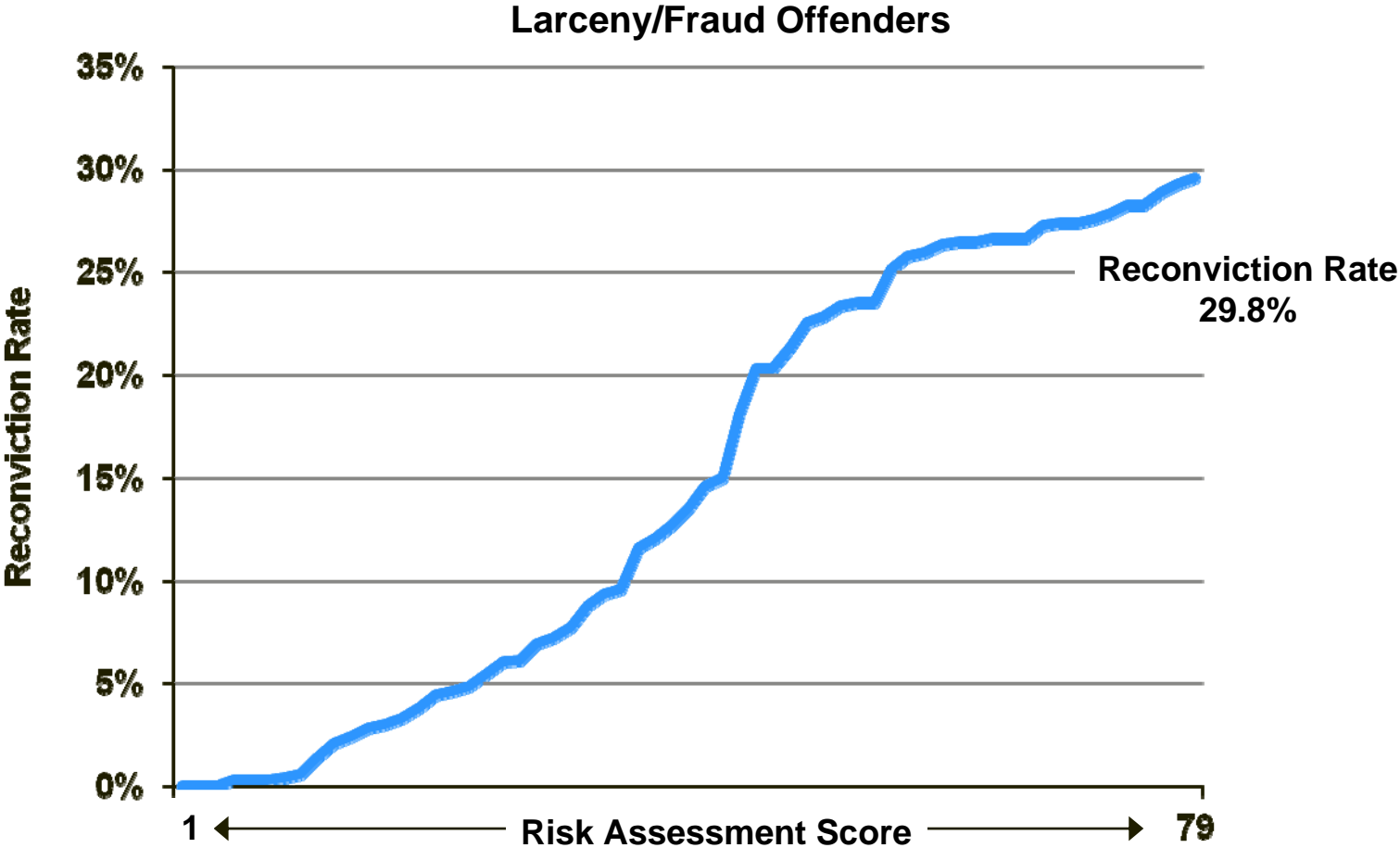
◆ Prior Adult Felony Convictions	Points
Number: 0 .....	0
1 – 2 .....	5
3 or more .....	15

◆ Prior Adult Incarcerations	Points
Number: 0 .....	0
1 – 9 .....	4
10 or more .....	32

◆ Legally Restrained at Time of Offense
If YES, add 6

TOTAL SCORE

**Scoring Significant Risk Assessment Factors for Larceny/Fraud Offenders:  
Offender Reconviction Rates by Risk Assessment Score**



---

## Updated Work Plan

- **Staff would like to explore additional research questions and examine the potential impact of implementing revised risk assessment instrument(s)**
- **Staff will continue such analysis and will present the findings to the Commission in 2012**
- **If the Commission approves the new instrument(s) and recommends its adoption, it will be included in the 2012 Annual Report**